




Bend S/S 90°		
Code	Dia.	Qty.
SOB1020	110	25
S02040	160	5




Knuckle Bend 90° Grey		
Code	Dia.	Qty.
S01022	110	23




Bend S/S 45°		
Code	Dia.	Qty.
SOB1025	110	20
S02050	160	6




Bend S/S 30°		
Code	Dia.	Qty.
SOB1035	110	18
S02031	160	6




Bend S/S 15°		
Code	Dia.	Qty.
SOB1030	110	10
S02035	160	6




Bend D/S 90°		
Code	Dia.	Qty.
S0(B)1040	110	15
S02045	160	5




Bend D/S 45°		
Code	Dia.	Qty.
S0(B)1045	110	20
S02055	160	6



Bend D/S 30°		
Code	Dia.	Qty.
S01032	110	15
S02042	160	6




Bend D/S 15°		
Code	Dia.	Qty.
S01037	110	10
S02036	160	6




Weathering Collar		
Code	Dia.	Qty.
S03040	110	1
S03050	160	1




Special Boss		
Code	Dia.	Qty.
BOSS1/2/3	110	1




Access Bend		
Code	Dia.	Qty.
S01073	110/45°	1
S01071	110/90°	1
S02082	160/90°	1




Access Bend D/S		
Code	Dia.	Qty.
S01069 grey only	110	1




Branch D/S 90°		
Code	Dia.	Qty.
S01060	110x110	10
S02077	160x160	5
S02076	160x110	5




Branch D/S 45°		
Code	Dia.	Qty.
S01059	110x110/10	5
S02078	160x110	
S02072	160x160/5	




Branch T/S 90°		
Code	Dia.	Qty.
SOB1050	110x110	10
S02075	160x110	5
S02074	160x160	5



Branch T/S 45°		
Code	Dia.	Qty.
SOB1055	110x110	10
S02071	160x110	5
S02073	160x160	5



Cross Branch 90°		
Code	Dia.	Qty.
SOB1061	110	1
S02079	160x110	1
S02081	160	1



Access Branch 90°		
Code	Dia.	Qty.
SOB1072	110	1
S02085	160x110	1

